

Purchasing Managers Index of Puerto Rico Manufacturing

SEPTEMBER 2025



PUERTO RICO MANUFACTURING PMI INCREASED TO 55.6 IN SEPTEMBER

The Purchasing Managers Index (PMI) for Puerto Rico's manufacturing sector is a collaborative effort between the Puerto Rico Manufacturers Association and the Puerto Rico Institute of Statistics. The Purchasing Managers Index (PMI) for Puerto Rico's manufacturing sector increased to 55.6 in September 2025. A reading above the threshold of 50 suggests an expansion in the manufacturing sector with respect to the previous month. New orders, Production, Employment, Suppliers deliveries and Own inventories increased with respect to the previous month and were at or above the threshold level of 50. In a supplemental survey of manufacturing establishments, the biggest challenges faced by companies during the past month were: operations (costs 27%, cost of materials 18%, suppliers deliveries 18%, maintenance and repair of machinery and equipment 9%, quality of materials 9%, outsourcing 9%), human resources (employment 27%), and utilities (unreliable utilities 27%). The Puerto Rico Manufacturing-Purchasing Managers Index (PRM-PMI) has been at or above the threshold level in 114 of the 184 months since the survey was first undertaken.

Puerto Rico Manufacturing – Purchasing Managers' Index (PRM-PMI)

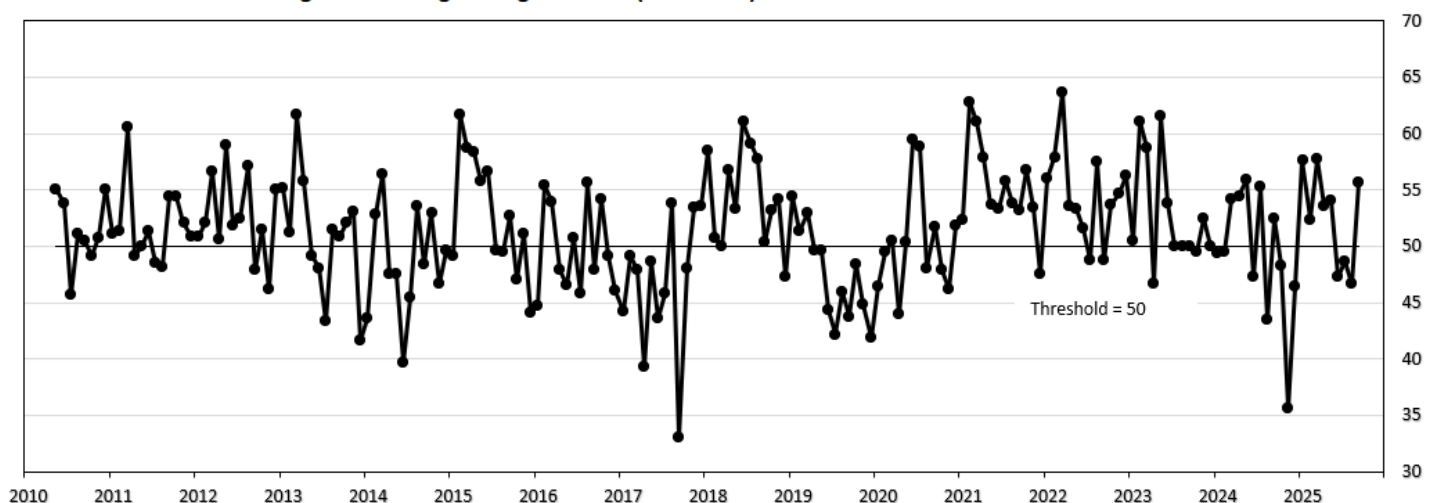


Table 1. Puerto Rico Manufacturing – Purchasing Managers' Index: September 2025

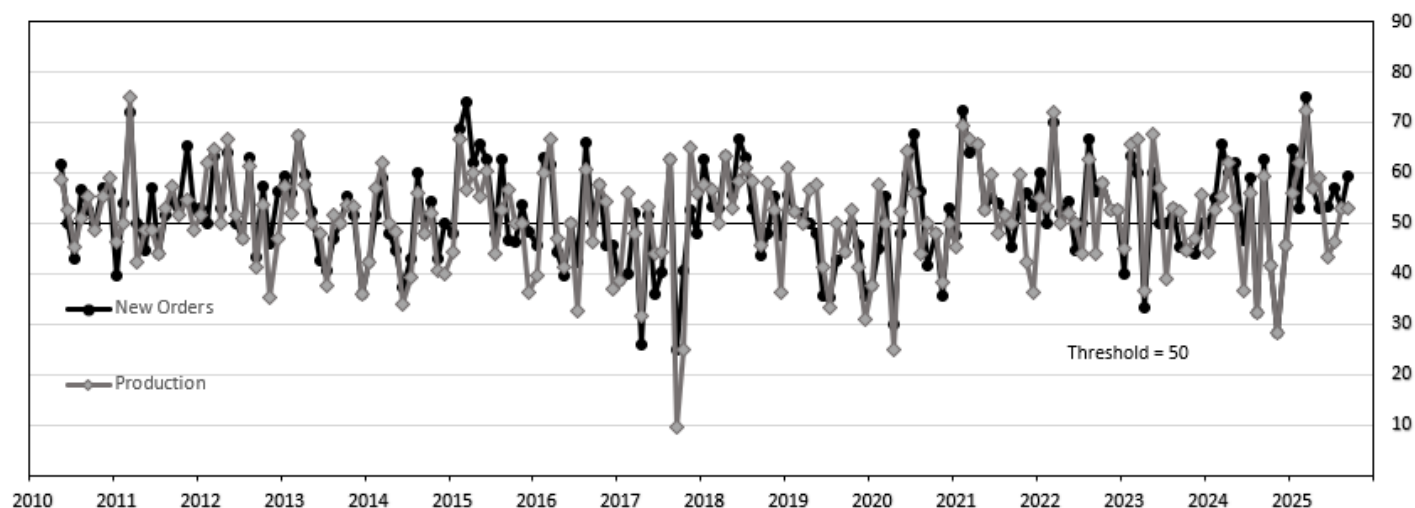
	Better	Same	Worse	Index		
New Orders	25.0	68.8	6.3	59.4	Higher	Órdenes nuevas
Production	18.8	68.8	12.5	53.1	Higher	Producción
Employment	12.5	81.3	6.3	53.1	Higher	Empleo
Own Inventories	18.8	62.5	18.8	50.0	Same	Inventarios de su empresa
Supplier Deliveries	25.0	75.0	0.0	62.5	Slower	Entregas de suplidores
Puerto Rico Manufacturing – Purchasing Managers Index				55.6	Expansion	

New Orders

In September, the New Orders PMI increased to 59.4, staying above the threshold for nine consecutive months. A reading above 50 suggests that new orders at manufacturing establishments in September were higher than in August.

Production

The Production PMI increased to 53.1 in September, staying above the threshold for two consecutive months. A reading above 50 indicates that manufacturing production in September was higher than in August.

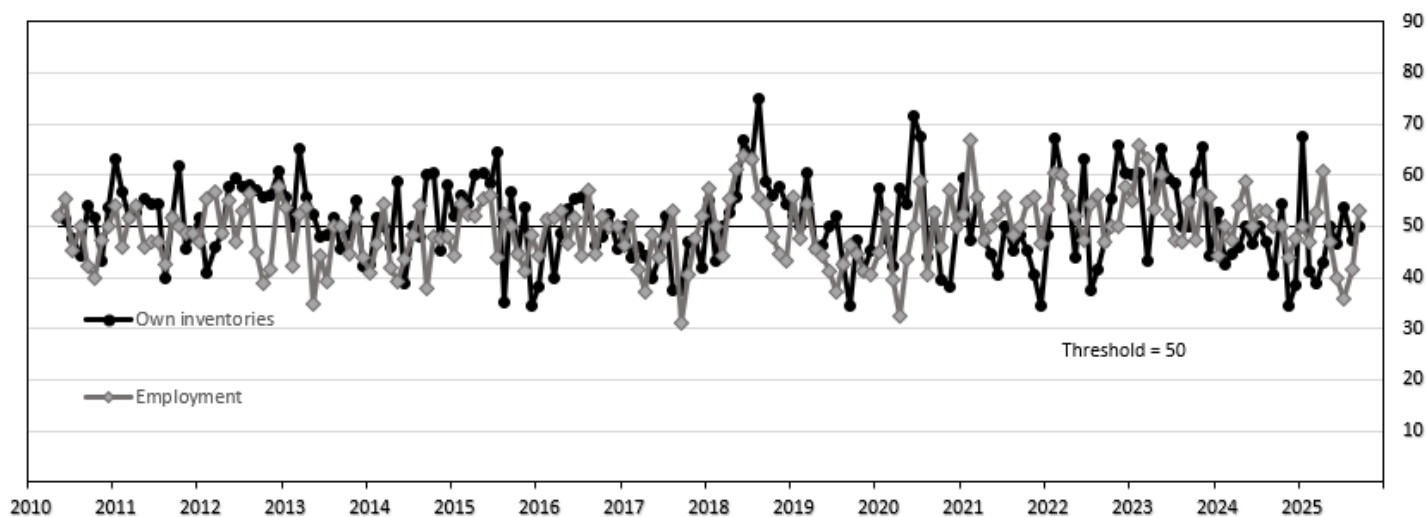


Employment

In September, the Employment PMI increased to 53.1 after being below the threshold for four consecutive months. A reading above 50 suggests that manufacturing employment in September was higher than in August.

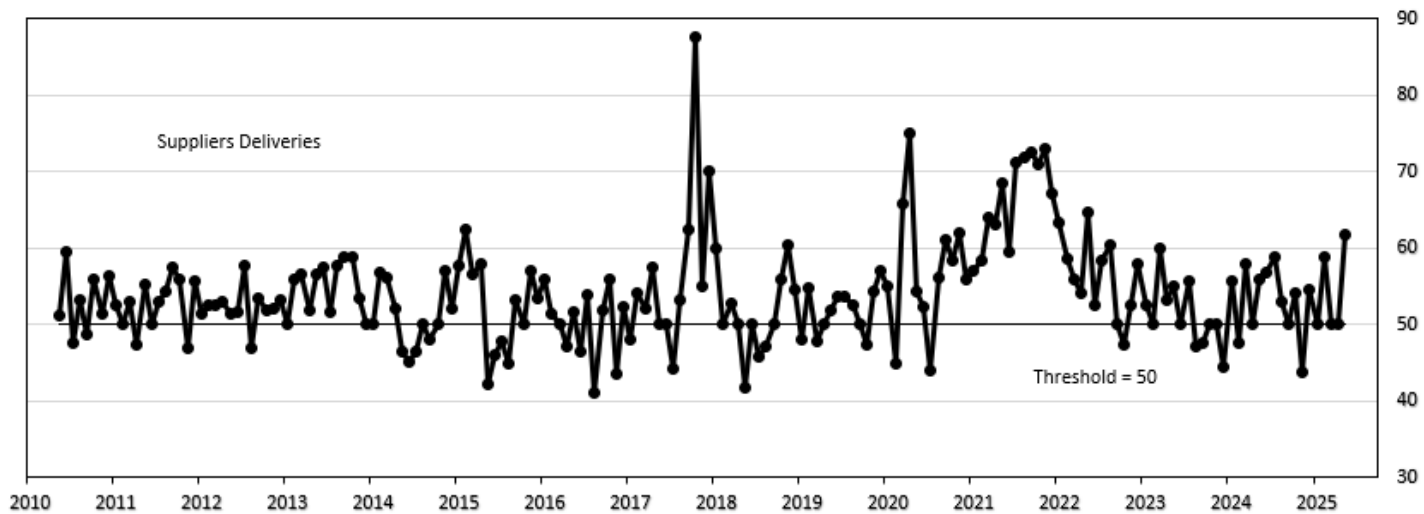
Own Inventories

In September, the Own Inventories PMI increased to 50.0, after being below the threshold last month. A reading at 50 indicates that inventories in manufacturing establishments in September were the same as in August.



Supplier Deliveries

The Supplier Deliveries PMI increased to 62.5 in September, after being below the threshold last month. A reading above 50 suggests that the speed of supplier deliveries in September was lower than in August.



Methodological note

The Puerto Rico Manufacturing-Purchasing Managers Index (PRM-PMI) is the result of a collaborative project between the Puerto Rico Manufacturers Association and the Puerto Rico Institute of Statistics. The PRM-PMI measures short-term business conditions in Puerto Rico's manufacturing sector and provides a broad-based metric for the productive side of Puerto Rico's economy. The methodology is similar to PMI surveys conducted elsewhere. The survey questionnaire is available at <https://estadisticas.pr/encuestas/puerto-rico-manufacturing>. The participants include manufacturing establishments with 50 or more employees with membership in the Puerto Rico Manufacturers Association. Currently, results are presented on a Non-Seasonally Adjusted (NSA) basis. The Puerto Rico Institute of Statistics conducted tests to assess the need for seasonal adjustment, and at present, the series does not require it.

The PRM-PMI is calculated as the simple average of 5 sub-indexes, representing different business conditions in manufacturing establishments: New Orders PMI, Production PMI, Employment PMI, Supplier Deliveries PMI, Own Inventories PMI. The sub-indexes are computed using a diffusion index methodology. Specifically, for any given month with respect to the previous month, participants are asked to answer whether the business condition of the establishment: (1) improved, (2) remained the same, or (3) deteriorated. Diffusion indexes are calculated as the percentage of responses that indicate the business condition improved plus half of the percentage of responses that indicate the business condition remained the same. Responses that indicate the business condition deteriorated are not taken into account in calculating diffusion indexes. The survey also includes questions on other business conditions. The diffusion indexes that correspond to these questions are currently under evaluation.

This report was prepared by the staff of the Puerto Rico Institute of Statistics and has not been evaluated by the Board of Directors of the Puerto Rico Institute of Statistics. The information contained in this report need not reflect the official opinion of the Board of Directors of the Puerto Rico Institute of Statistics. No warranty, express or implied, is attached to these figures. While the figures are compiled with professional care, no representations about appropriateness, accuracy, or suitability for specific applications are made.

Contact information

Contact person: Dr. Ronald Hernández Maldonado, Statistical Project Manager; Leyda Inés Soto López, Statistical Project Assistant
Addresses: Physical – 57 Quisqueya St., Suite 2000, San Juan, PR 00917; Postal – P.O. Box 195484, San Juan, PR 00919
Telephones: Direct – (787) 819-0730; E-mail – ronald.hernandez@estadisticas.pr ; leyda.soto@estadisticas.pr

To obtain a copy of this report

(1) Visit <https://estadisticas.pr/encuestas/puerto-rico-manufacturing>, (2) write your request at <https://preguntas.estadisticas.pr/>, (3) call (787) 819-0730, (4) mail your request to the Puerto Rico Institute of Statistics, P.O. Box 195484, San Juan, PR 00919, or (5) visit the offices of the Puerto Rico Institute of Statistics at 57 Quisqueya St., Suite 2000, San Juan, PR 00917, between the hours of 8:00 a.m. and 5:30 p.m. The report is available on paper and in the following electronic formats: pdf and Microsoft Excel. The report is free.

Publication calendar

The monthly PRM-PMI is reported on the first business day of the month. In specific, the table below shows the expected publication dates of the PRM-PMI report during calendar year 2025:

Reference month	Publication date
Nov-24	January 3, 2025
Dec-24	February 3, 2025
Jan-25	March 3, 2025
Feb-25	April 1, 2025
Mar-25	May 1, 2025
Apr-25	June 2, 2025

Reference month	Publication date
May-25	July 1, 2025
Jun-25	August 1, 2025
Jul-25	September 2, 2025
Aug-25	October 1, 2025
Sep-25	November 3, 2025
Oct-25	December 1, 2025